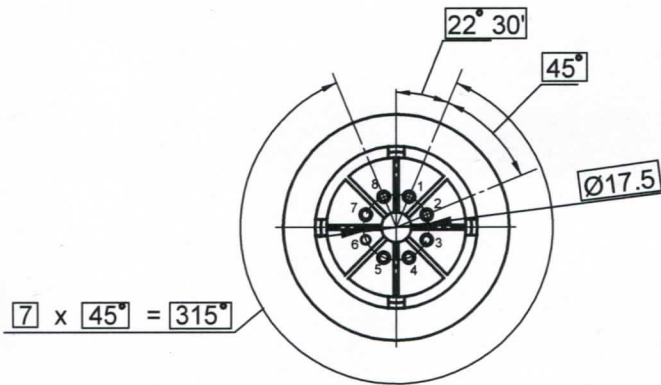
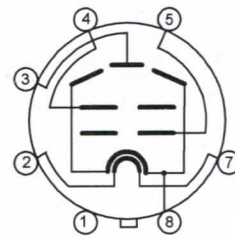


Vacuum tube KT170 Tung - Sol is a beam tetrode in original shape glass bulb with octal base, with equipotential cathode, designed to amplify low frequency power in the output stages of HI - FI audio.

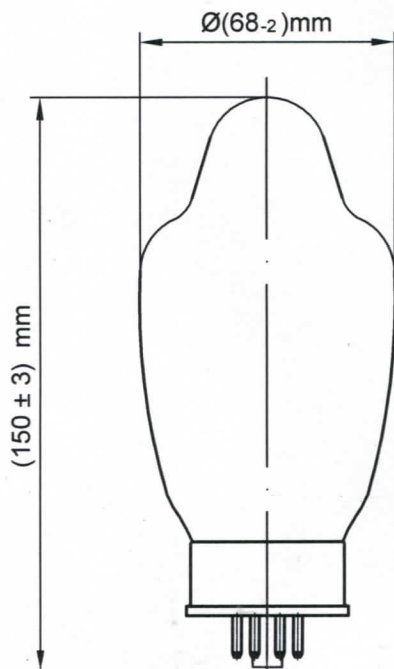
Pin arrangement



Electrode -to - lead connection diagram



Dimensions



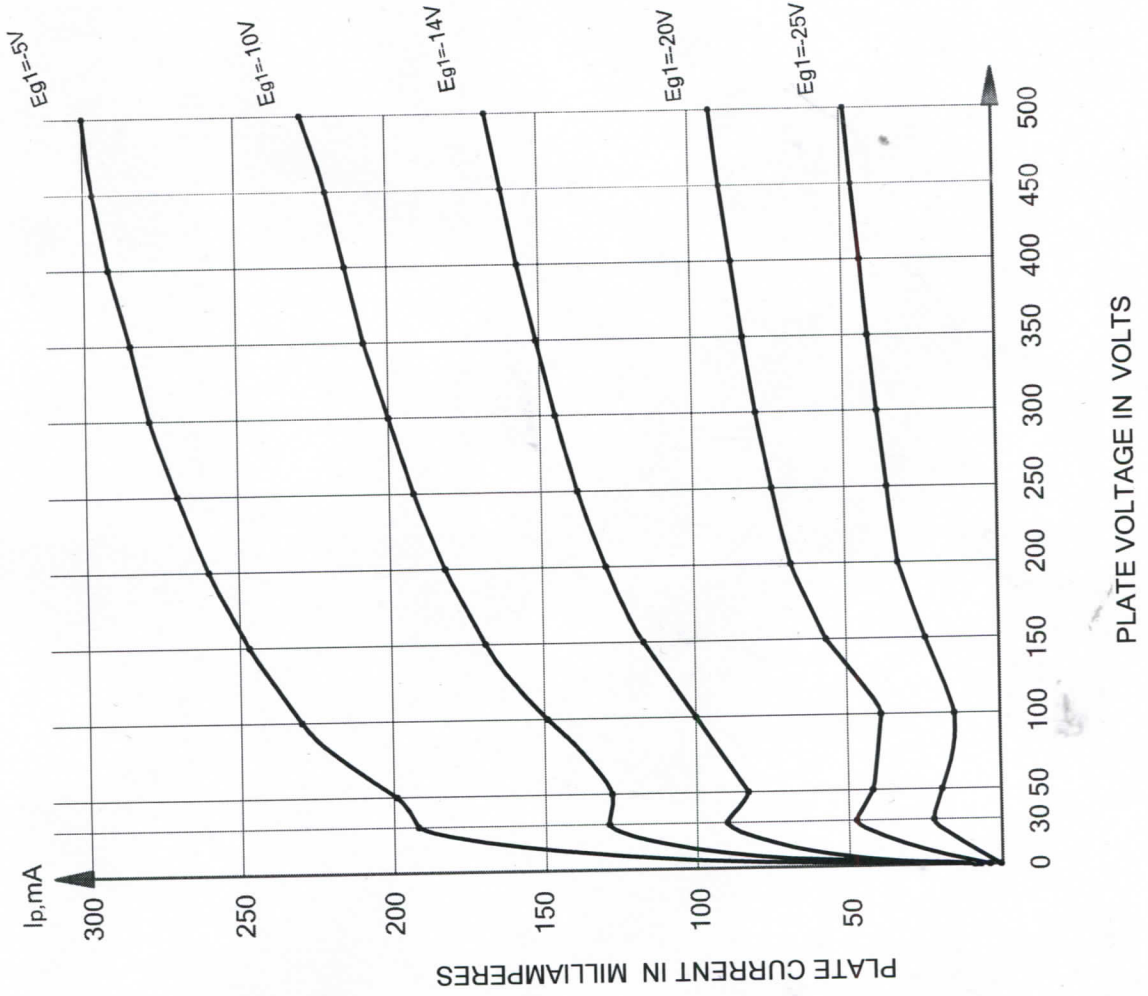
Lead designation	Name of electrode
1	Outer metal screen
2, 7	Heater
3	Plate
4	Grid 2
5	Grid 1
6	Empty
8	Cathode, beam-forming screen

Parameters, conditions and units	Nominal	
	min	max
First grid reverse current, μA (at: filament voltage 6.3 V plate voltage 400 V, first grid voltage minus 14.0 V, second grid voltage 225 V, first grid circuit resistance 0.51M Ω)	—	1.2
Heater current, A	1.75	2.0
Plate current, mA (at: filament voltage 6.3 V plate voltage 400 V, first grid voltage minus 14.0 V, second grid voltage 225 V)	155	210
Second grid current, mA (at: filament voltage 6.3 V plate voltage 400 V, first grid voltage minus 14.0 V, second grid voltage 225 V)	—	25
Output power, W (at: filament voltage 6.3 V plate voltage 400 V, first grid voltage minus 14.0 V, second grid voltage 225 V, plate circuit resistance 3.0 k Ω first grid alternating voltage, efficacious 9.9 V)	24	—
First grid cut-off voltage, negative, V (at: filament voltage 6.3 V plate voltage 400 V, second grid voltage 225 V)	—	- 60
Slope of characteristic, mA/V (at: filament voltage 6.3 V anode voltage 400 V, first grid voltage minus 14.0 V, second grid voltage 225 V)	14	—
Distortion factor, %	—	15.0
Cathode - heater insulation resistance, M Ω (at: filament voltage 6.3 V cathode -heater voltage \pm 300 V)	6.0	—

Maximum permissible operating conditions

Parameters, units	Nominal	
	min	max
Filament voltage, V	6.0	6.6
Plate voltage, V	—	850
Second grid voltage, V	—	650
Cathode - heater voltage, V	—	\pm 300
Cathode current, mA	—	300
First grid voltage, negative, V	—	200
Power dissipation at the plate, W	—	85
Power dissipation at the second grid, W	—	11
First grid circuit resistance for each, M Ω	—	0.51
Temperature at the most heated part of the envelope, K $^{\circ}$	—	523

KT170 Tung-Sol
 $I_p = f(E_p)$
 $E_f = 6.3V, E_{g2} = 225V$



KT170 Tung-Sol
 $I_p = f(E_{g1})$
 $E_f = 6.3V, E_p = 400V, E_{g2} = 225V$

